


THE CONVENT OF WHITEFIELD

SUMMER HOLIDAYS WORK

Grade KG2



ORAL WORK :- learn these lines and rhymes. Record them on your mobile phone and send it to group.

- ❖ **Good morning, everyone.**
- ❖ **My name is _____.**
- ❖ **I study in kg2 class.**
- ❖ **Today I am going to recite the rhyme called “Incy Wincy Spider” .**
- ❖ **Incy wincy spider**
.....
..... **spout again.**

And

A sailor went to sea.....
.....
..... **sea sea sea.**
(from singing is fun)



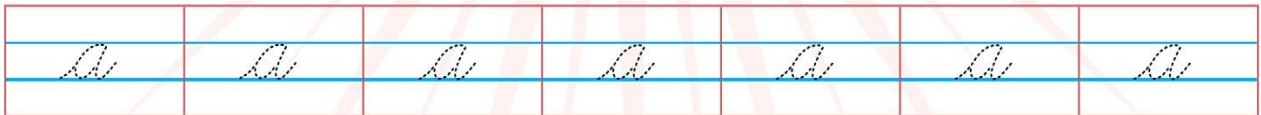
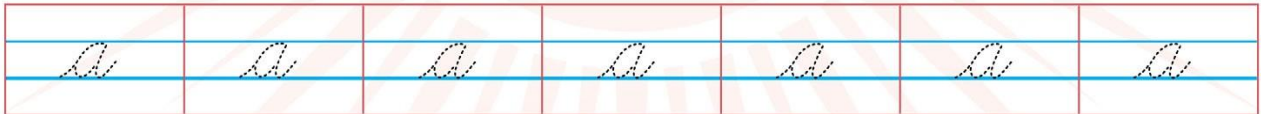

Date- _____

Write Capital and Small Aa to Zz


Date _____

Cursive Letter - a

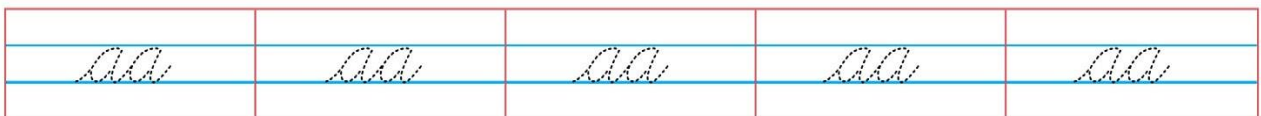
Trace the letter on these dotted lines.



Write the letter in these empty boxes.




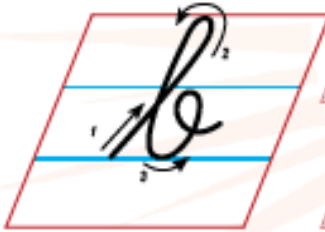
Trace the connecting letters and write them in the empty boxes.



Date- _ _ _ _ _

Cursive Letter - b


Trace the letter on these dotted lines.



Write the letter in these empty boxes.



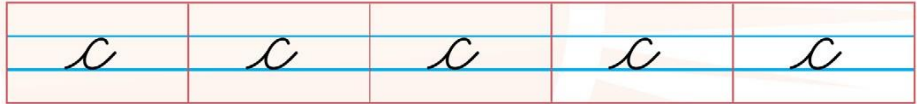

Trace the connecting letters and write them in the empty boxes.




Date- _____

Cursive Letter - c

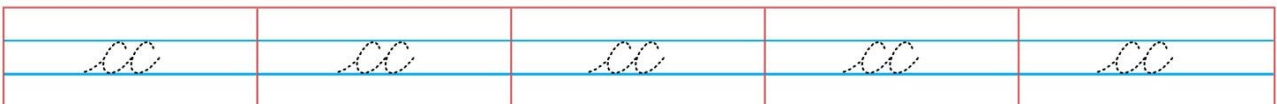
Trace the letter on these dotted lines.



Write the letter in these empty boxes.



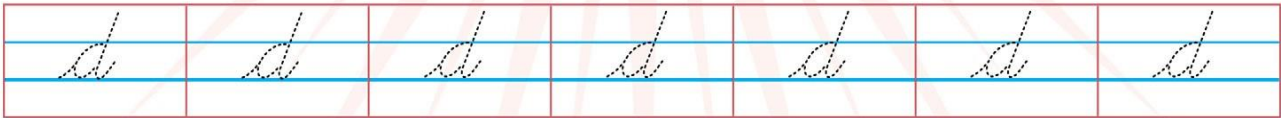


Trace the connecting letters and write them in the empty boxes.




Date- _____

Cursive Letter - d

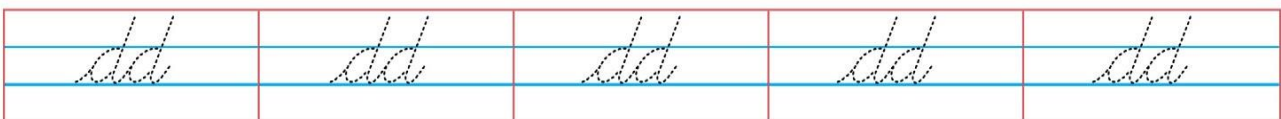
Trace the letter on these dotted lines.



Write the letter in these empty boxes.



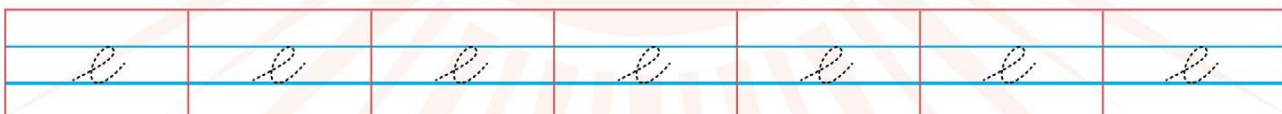

Trace the connecting letters and write them in the empty boxes.



Date- _____

Cursive Letter - e

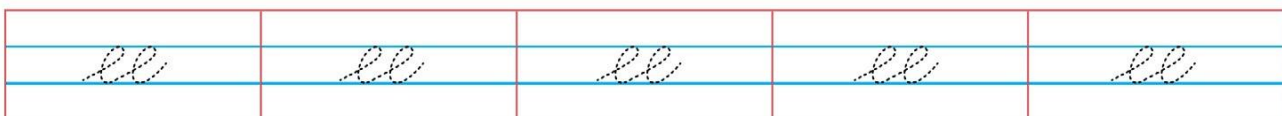
Trace the letter on these dotted lines.



Write the letter in these empty boxes.



Trace the connecting letters and write them in the empty boxes.



Date- - - - -

Cursive Letter - g

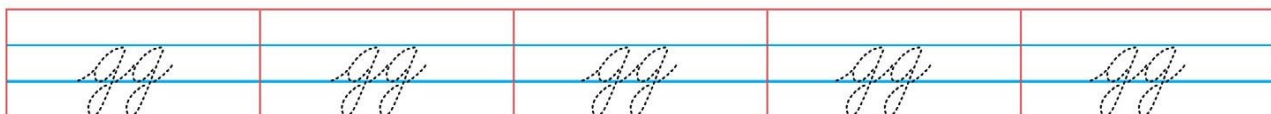
Trace the letter on these dotted lines.



Write the letter in these empty boxes.




Trace the connecting letters and write them in the empty boxes.



Date- _____

Cursive Letter - h

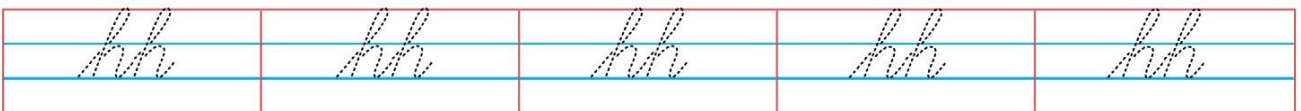
Trace the letter on these dotted lines.



Write the letter in these empty boxes.



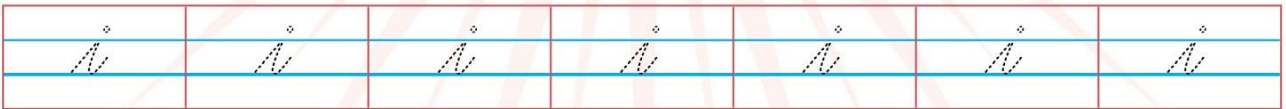
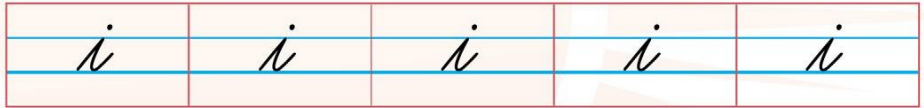

Trace the connecting letters and write them in the empty boxes.




Date- _____

Cursive Letter - i

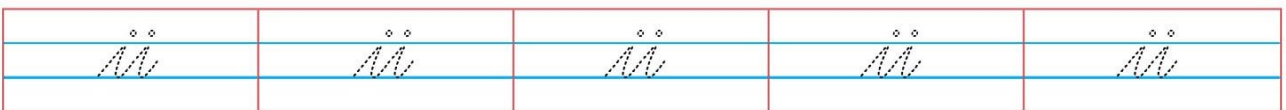
Trace the letter on these dotted lines.



Write the letter in these empty boxes.



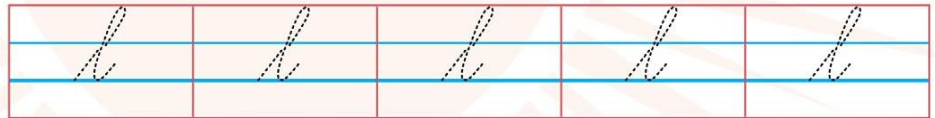

Trace the connecting letters and write them in the empty boxes.




Date- _____

Cursive Letter - l

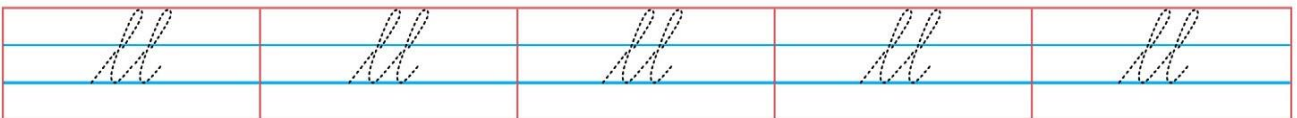
Trace the letter on these dotted lines.



Write the letter in these empty boxes.



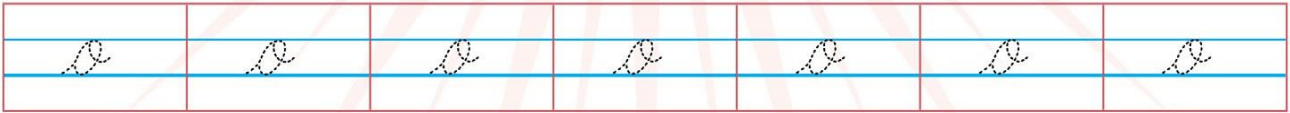
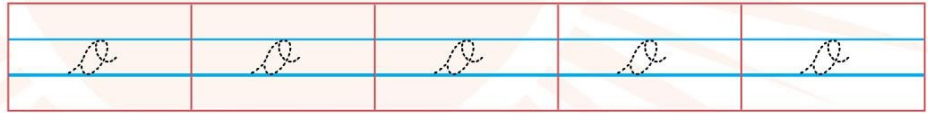

Trace the connecting letters and write them in the empty boxes.




Date- _____

Cursive Letter - o

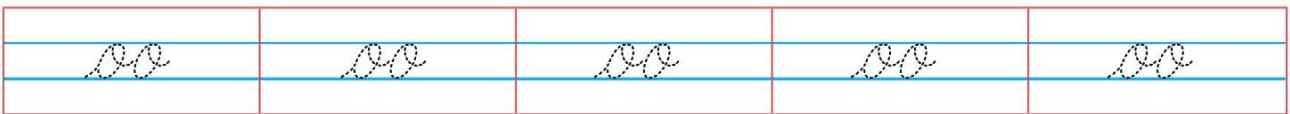
Trace the letter on these dotted lines.



Write the letter in these empty boxes.



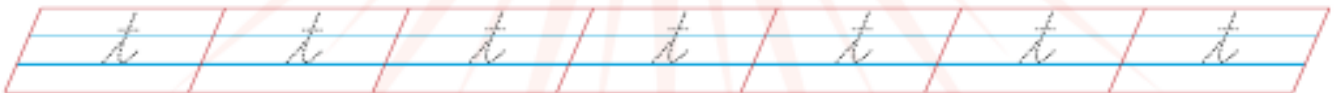
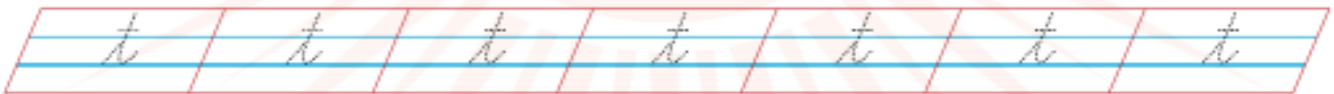
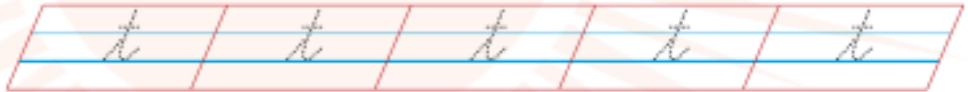

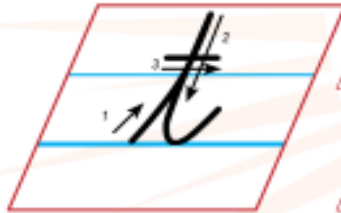
Trace the connecting letters and write them in the empty boxes.



Date- _____

Cursive Letter - t

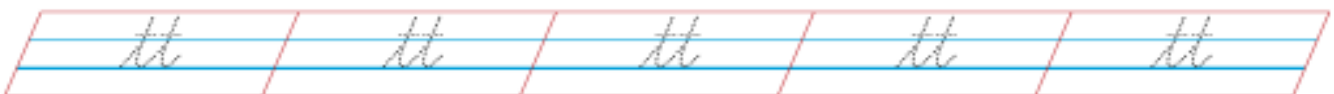
Trace the letter on these dotted lines.



Write the letter in these empty boxes.







Trace the connecting letters and write them in the empty boxes.



Date- _____

Cursive Letter - u

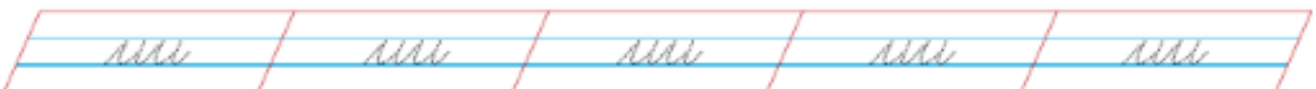
Trace the letter on these dotted lines.



Write the letter in these empty boxes.



Trace the connecting letters and write them in the empty boxes.



Date- _____

COUNTING 1-60

T	O		T	O		T	O		T	O		T	O		T	O

Date- _____

Number name

1 - One

2 - Two

3 - Three

Date- _____.

Number name												
4	-	F	o	u	r		5	-	F	i	v	e

Date- _____

	Number name											
6	-	S	i	x		7	-	S	e	v	e	n

Date- - - - - .

Number name

8 - E i g h t

Date- _ _ _ _ _

Number name

9 - N i n e 1 0 - T e n

Date- _ _ _ _ _

What comes before and after

	—		7					6			—	
	—		9					10			—	
	—		12					16			—	
	—		15					19			—	
	—		18					20			—	
	—		22					14			—	

Date- _ _ _ _ _ .

What comes in between											
7		—		9				14		—	16
4		—		6				23		—	25
10		—		12				13		—	15
14		—		16				31		—	33
18		—		20				22		—	24
20		—		22				1		—	3


Date- _____

रिक्त स्थान भरो

अ		इ	
	ऊ		
ए			अं


Date- _____

रिक्त स्थान भरो




Date- _____

MANGO



Date- _____

APPLE



Date- _____

ORANGE

